




COMMERCIAL



Model - Sea Marshall® AU9, man overboard Alerting Unit (PLB)




Recommended Application – ‘General Marine Use’- Fishing, Coastguard, Yachting etc.

Description - Fully automatic miniature 121.5MHz man overboard Alerting Unit (PLB) that forms part of a self managed man overboard locating device/SOS system. This unit has a YELLOW side switch and AU9 front label to differentiate it from other AU9 models. For more information about the full system please refer to the Sea Marshall® catalogue.

Specifications

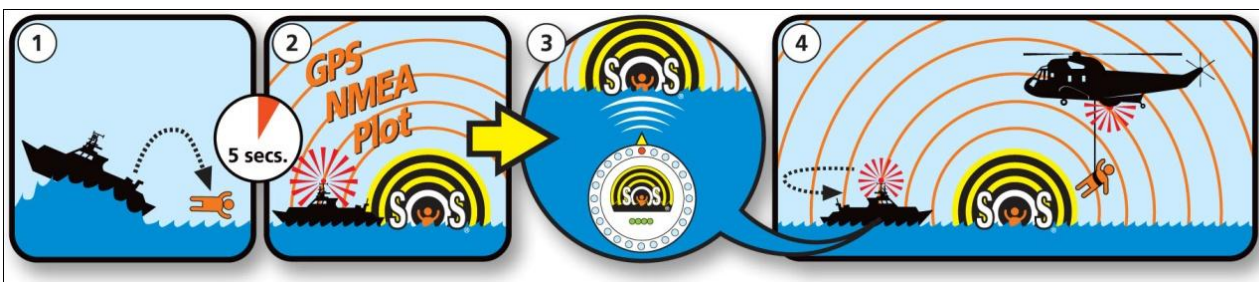
- Frequency (LIVE) 121.5MHz
- Modulation - Continuous swept tone A3X, downward swept tone
- Output power - 100mW/500mW
- Temp range (storage): -55°C to + 70°C;
- Approvals - CE, FCC
- Test Frequencies: 121.65MHz and 121.775MHz
- Activation - Manual & Automatic 5 second (salt/fresh water) with manual override (manual activation option)
- Antenna - High efficiency 1m cable with flexible helical spring section, led strobe (adaptable for lifejacket fitting)
- Strobe - inbuilt hi-visibility LED strobe on antenna flashes ‘SOS’



- ILS - internal loudspeaker 80dB
- Weight - 250gms (approx)
- Waterproofing - IP-68
- Battery - AA lithium, user replaceable
- Automatic low battery warning indicator (led flashes on and off every 15sec combined with audio - BEEP/BEEP/BEEP)
- 500mW = 24hour transmit approx
- 100mW = 48hour transmit approx

Benefits

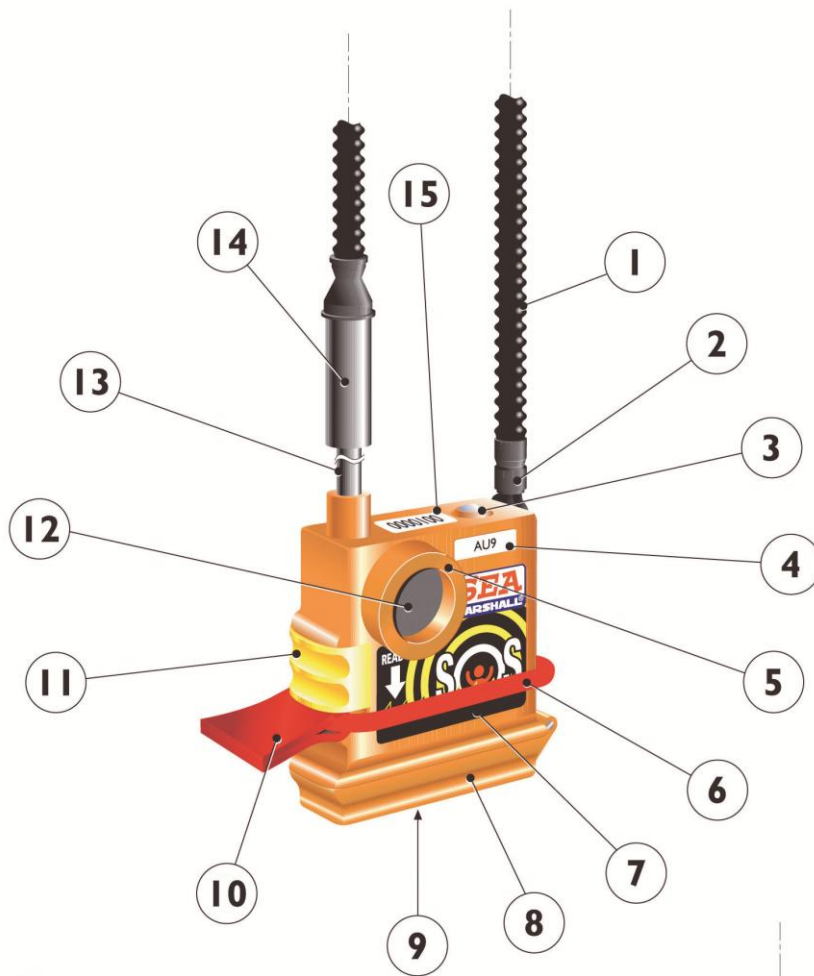
- ✓ 24/7 monitoring gives confidence to you and your crew
- ✓ Small and comfortable to wear
- ✓ Automatic activation upon immersion
- ✓ Protects you and your crew day and night
- ✓ Long range homing signal on 121.5MHz (Can be tracked by SARfinder® or Coastguard/helicopter)
- ✓ Robust marine construction
- ✓ Can easily be fitted into a lifejacket or flotation garment. Universal lifejacket PLB fixing kit available separately



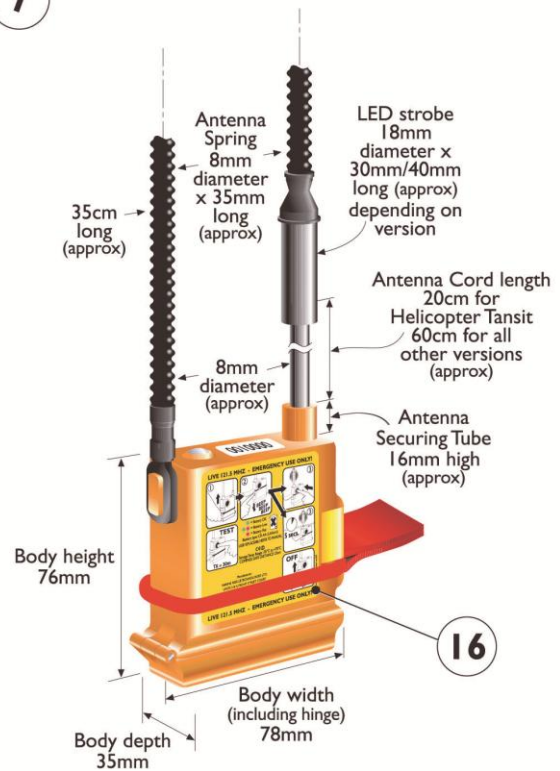


Sea Marshall®AU9

121.5MHz
High Power
Alerting Unit PLB
(Personal Locator
Beacon)



- ① Helical antenna
- ② Antenna end lug
- ③ Auto-activation waterpin screw
- ④ Product code label
- ⑤ Activation button guard
- ⑥ Arm/Ready switch restrainer 'O' ring
- ⑦ Front label
- ⑧ Base cap (hinged - not separate)
- ⑨ Base cap screw (Auto-activation waterpin screw)
- ⑩ Arm/Ready switch restrainer grab tag
- ⑪ Arming/Ready switch
- ⑫ Manual activation/test button
- ⑬ Antenna cord
- ⑭ LED strobe
- ⑮ Serial number label
- ⑯ Rear instruction label



(NOTE – case dimensions are the same for all AU9s, antenna dimensions are different for the AU9-HT)